

# MILWAUKEE COUNTY TRANSIT SYSTEM

## 2012 SERVICE STATISTICS





## 2012 SERVICE STATISTICS

Service Area/Milwaukee County	241 Square Miles
Population	955,201
City of Milwaukee Population	597,867
Miles Served	17,369,736
Bus Hours	1,331,217
Revenue Passenger Ridership	37,372,333
Total Passenger Ridership	44,049,428
Paratransit Ridership Total	572,146
Passenger Trips on an Average Weekday	151,464
Average Passengers per Bus Hour	27.66
Routes	54
40 Foot Low Floor New Flyer Buses	396
Average Age of Vehicle	7 years
Oldest Vehicle	12 years
MCTS & Private Bus Shelters	628
Advertising Bus Shelters	119
Bus Stops	5,426
Summer Service Ridership	375,703
AM Peak Buses	308
PM Peak Buses	304
MCTS Freeway Flyer Ridership	430,973

**MCTS** provides

more than

**44 Million**

rides each year.

### Additional Bus Services Provided

Operate Ozaukee County Express Route 143:

Five buses operating 35 bus hours per weekday

Total ridership including Summer Services: 117,536

Operate Waukesha County's Route 79 and Route 10 (partial):

Operating 32 bus hours per weekday

Total ridership: 283,810

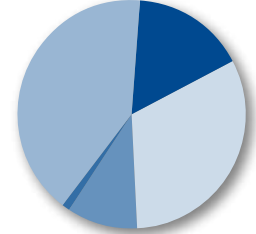
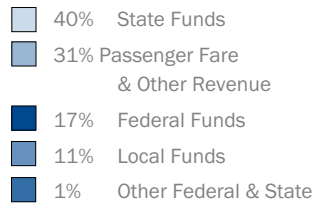
## ANNUAL OPERATING BUDGET

Fixed Route .....	\$141,461,000
Transit Plus.....	\$15,874,000
Total.....	\$157,335,000

## 2012 REVENUE STATISTICS

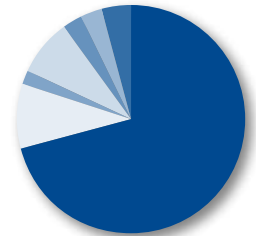
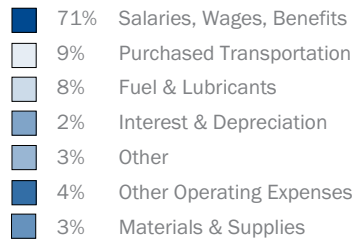
Passenger Fares.....	\$43,209,000
Other Revenue .....	\$7,351,000
Federal Funds.....	\$25,798,000
State Funds.....	\$64,718,000
Other Federal & State .....	\$1,222,000
Local Funds .....	\$19,102,000
Total.....	*\$157,335,000

\*Reflects local fund surplus

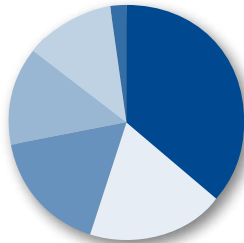
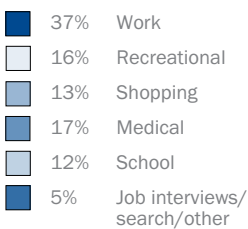


## EXPENSES

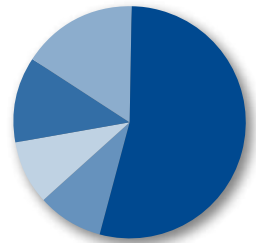
Salaries, Wages, Benefits....	\$111,626,000
Purchased Transportation .....	\$14,418,000
Fuel & Lubricants.....	\$12,607,000
Materials & Supplies.....	\$3,953,000
Other Operating Expenses ....	\$6,730,000
Interest & Depreciation .....	\$3,677,000
Other.....	\$4,324,000
Total Expenses.....	\$157,335,000



## REASONS TO RIDE



## YEARS USING THE BUS



## HOW FARE IS PAID

Pay Cash .....	41%
Full Fare Tickets.....	16%
Weekly Pass.....	14%
Half Fare Tickets.....	11%
U-PASS.....	7%
CVP.....	4%
Other.....	3%
Monthly Pass .....	4%





MILWAUKEE COUNTY TRANSIT SYSTEM

1942 NORTH 17TH STREET

MILWAUKEE, WI 53205



VITAL TO THE COMMUNITY. VITAL TO YOU.